



Catalog 2023

Contact Person: Ruth Catabijan

Email: ruth.catabian@stmatthews.ph

Mobile/WhatsApp/Viber: +63917 5822 309




St. Matthew's Publishing Corporation is a pioneer in the educational publishing industry for preschool and elementary school books in the Philippines. Our team joins the talents of distinguished academicians who create effective content for our materials and young-blood who strive to innovate and offer fresh perspectives on the delivery of education.

For more than 25 years, St. Matthew's Publishing Corporation has served more than 10,000 educational institutions nationwide as a true partner of educators and parents in nurturing young minds.

St. Matthew's Publishing Corporation manages three publishing imprints. It publishes K-12-aligned books for preschool and elementary school students under The K-12 Way imprint; educational books with special topics through Tala Books, and children's books under Kahel Press.



Kahel Press combines the passion of red and the happiness of yellow. It offers stories with fresh perspectives on time-tested values, relevant issues and useful skills for children in today's world. Aside from story books, the imprint also carries Handy Books—handy guidebooks for kids that come in easy-to-carry sizes so kids can bring them anytime and anywhere as they explore their new hobbies.



Tala Books is where education makes a difference at every turn of the page.

The name of the imprint expresses its two Filipino origins which mean "star" (talá) and "to write" (talâ). Just as stars are symbols of hope, Tala Books is a platform for authors to write with hope and to pass on the same through the open pages of a book.

Hope is made tangible and real each time a child uses Tala Books. As bits and pieces of the dreams, hopes and experiences of socially-driven authors are handed down to its young audience, Tala Books builds up relevant life skills to empower children.

Tala Books is a specialty educational publishing imprint of St. Matthew's Publishing Corporation. It aims to publish educational books that are geared towards a practical approach in achieving social change.

We're looking for writers for Tala Books! For inquiries and proposals, send an email to talabooks@stmatthews.ph

Price List

Publication Year	Imprint	Title	Price	Notes
2017	Kahel Press	Bantay: The Cat Who Wants to Be a Dog	130	DepEd Approved SLR (2019); One of Smart Parenting's Top 20 Children's Books of 2017
2017	Kahel Press	Where Did All the Fireflies Go?	130	DepEd Approved SLR (2019); Listed in Smart Parenting's Top 20 Children's Books of 2017; Received NBDB Translation Grant (2022); Listed in National Geographic's Summer Learning Series recommended books (2020)
2017	Kahel Press	The Legend of the Cagayan River	130	DepEd Approved SLR (2019)
2018	Kahel Press	The Little Hero	130	-
2018	Kahel Press	Ang Nanay ni Erwin, Ang Tatay ni Klara	150	-
2021	Kahel Press	Every Sunday: A Story on Learning Sign Language	150	Rights sold to Spain and Latin America; Received NBDB Translation Grant (2022)
2021	Kahel Press	Puwede Po Ba Tayong Magbasa ng Aklat?	150	The Philippine edition of Lawrence Schimel's award-winning story (IBBY Outstanding Books for Youth with Disabilities); re-illustrated by Pepot Zamora Atienza and translated to Filipino by Eugene Y. Evasco
2015	Tala Books	Junior Ipon: Ang Inyong Gabay sa Mas Matalinong Paggamit ng Pera	150	DepEd Approved SLR (2019); Partner, CoMSCA of World Vision in Tacloban (2016); Out of Print (available for special printing, min. of 3,000 copies); second edition is being developed
2011	St. Matthew's Publishing Corporation	Energizers: A Collection of Games, Icebreakers, and Ideas for Teachers, Speakers, Coaches, and for the Classroom and Beyond	150	-

2017	Kahel Press	Meow and Furever: Growing Up with Your Cat	165	Rights sold to Indonesia; Received NBDB Translation Grant (2022)
2017	Kahel Press	The "Small" Big Book of Dogs	165	Rights sold to Indonesia; Received NBDB Translation Grant (2022)
2019	Kahel Press	Some Bunny to Love: The Children's Rabbit Care Guide	165	-
2017	Kahel Press	Cooking 101: For Kids and Kids-at-Heart	195	DepEd Approved SLR (2019); One of Smart Parenting's Top 20 Children's Books of 2017
2018	Kahel Press	Desserts 101: For Kids and Kids-at-Heart	195	-
2018	Kahel Press	Bayani Biographies: Gregoria de Jesus	200	Shortlisted for National Children's Book Awards (2019)
2018	Kahel Press	Bayani Biographies: Jose Rizal	200	Foreword by Gemma Cruz-Araneta (Chairperson Emeritus, Heritage Conservation Society, Inc.)
2019	Kahel Press	Bayani Biographies: Andres Bonifacio	200	Foreword by Jim Richardson (one of the leading experts on the Katipunan)
2023	Kahel Press	Bayani Biographies: Teresa Magbanua	200	Foreword by Maria Paz Nakpil Santos-Viola (President, Bahay Nakpil-Bautista Foundation Inc.); Received NBDB Publication Grant (2022)
2021	Kahel Press	Discover Baybayin	200	The English edition of "Baybayin, Ating Tuklasin"
2019	Kahel Press	Baybayin, Ating Tuklasin	200	Received NBDB Translation Grant (2021)
2023	Kahel Press	Plant with Me: A Beginner's Guide to Gardening	200	Received NBDB Publication Grant (2022)
2018	Kahel Press	Fish Be with You: An Aquarium Care Guide for Children	220	Rights sold to Indonesia; Received NBDB Translation Grant (2022)
2019	Kahel Press	Awtor Ako: Malikhaing Pagsulat, Malikhaing Kabataan	220	-



Bantay: The Cat Who Wants to Be a Dog

Author: Alvin Gale Tan
 Illustrator: Giona Mae Reyes
 Language/s: Filipino and English
 Target Readers: Ages 3-5
 No. of Pages: 32
 ISBN: 978-971-625-368-9

Bantay loves to hang out and play with his doggy friends. That's perfectly normal, except for the fact that Bantay is a cat. He keeps hoping that he will become a dog someday.

One fateful day, his master gets into a dangerous situation. All the dogs in the neighborhood could not help his master. Will Bantay be able to save his master?

Praises for the Book

"What wonderful illustrations! Colorful, fun and the expressions are priceless! I'm sure any kid would delight in this book!"

- Robert A. Alejandro, illustrator and children's art show host

"Ang kuwento ni Bantay ay may taglay na 'values' na pahalagahan ng bawat isa ang angking katangian na ipinagkaloob ng Poong Maykapal. Kapuri-puri ang kuwentong ito."

- Dr. Felicidad N. Remo, retired supervisor of the Early Childhood Education of the Division of City Schools in Manila

Alvin Gale Tan

Author

Alvin Gale Tan is a marketing strategist, writer, nonfiction author, audio editor, speaker, and events host among other things. Cartoons, animated movies, and his two young nieces keep him updated on what's cool in the kiddie world.

Giona Mae Reyes

Illustrator

Giona Reyes is a digital graphic designer and illustrator at St. Matthew's Publishing Corporation. She loves listening to music alone in her room while staring at her sketchpad wondering what to draw. She enjoys laughing at puns and memes on the internet and read books of any genre.

Bantay: The Cat Who Wants to Be a Dog (sample pages)





Where Did the Fireflies Go?

Author: Renee Juliene Karunungan
 Illustrator: Irish Pearl Flores
 Language/s: Filipino and English
 Target Readers: Ages 3-5
 No. of Pages: 32
 ISBN: 978-971-625-373-3

There's never a dull moment in the imaginative world of a little girl and her plush toy named Teddy. They go on adventures every day as pilots, pirates, and many more! But, over the years and as the little girl grows up, will they still go on adventures together?

Praises for the Book

"This is a nostalgic story when fireflies used to decorate tall trees on a dark night. Environmental education is the focus of this story. How we wish the fireflies will come back for it will mean a clean environment and responsible citizens for the community."

- Dr. Felicidad N. Remo, multi-awarded educator, retired supervisor of the Early Childhood Education of the Division of City Schools in Manila

"The environmental crisis that the world is facing is not a lost cause. This book reminds us that we can still save the world! There is a Tonyo in each of us!!! Let us be a Tonyo to all the Ningning's around us! And, let us open our hearts and minds as soon as we close this book! Mabuhay ang kalikasan!"

- AG Saño, Filipino artist and environmentalist

Renee Juliene Karunungan

Author

Renee is a climate advocate and works as a freelance journalist for national and international media. She graduated with a Bachelor's degree in Communication Arts from the University of the Philippines Los Banos. She is a 2017 Chevening scholar and will be taking up Media and International Development studies in the United Kingdom.

Irish Pearl Flores

Illustrator

Ish is a freelance digital and traditional illustrator and creative designer based in Quezon City. She is a graduate of Bachelor of Fine Arts major in Advertising from Far Eastern University. As an artist-advocate for human rights, Ish currently acts as the Creative Director of Active Vista Center, a learning center for Human Rights Education.

Where Did All the Fireflies Go? (sample pages)

Tonyo and Ningning were born on the same day. As Tonyo wailed his way out of his mother's womb, Ningning hatched slowly from her egg. One came to the world with bright eyes, the other with a bright light.

By the time she could fly, Ningning became more curious. She flew over to the open window of the house near the tree she lived in. She found her way in front of Tonyo, his little fingers trying to catch her light. From that day on, both Tonyo and Ningning became very good friends.

Sabay ipinanganak sina Tonyo at Ningning. Kung umiyak si Tonyo pagkapanganak, dahan-dahan lang ang paglabas ni Ningning mula sa itlog nito. Isinilang sila na may angking ningning, ang isa'y ang kanyang ilaw at ang isa'y ang kanyang mga mata.

Nang matutong lumipad, inikot kaagad ni Ningning ang bawat sulok ng kanyang kapaligiran. Pumasok siya sa bintana ng bahay na malapit sa kanyang tahanan. Nakarating siya sa harap ng sanggol na si Tonyo. Sinubukan siya nitong abutin gamit ang munti nitong mga daliri. Simula ng araw na iyon naging matalik silang magkaibigan.



One day, Tonyo was waiting for Ningning to call him to go out and play. He had not seen Ningning in days. He had been waiting by his window, waiting for the familiar flicker of lights—one, two, three, short, long, short—their signal for "It's time to play!"

Tonyo waited, and waited, and waited. But, there was no Ningning that day, and there was no Ningning the next day or the day after next.


"Where is Ningning?" he thought. He looked out his window and realized that the garden was dark. There were no fireflies in sight.

Isang araw, inantay ni Tonyo ang tawag ni Ningning para lumabas at makipaglaro. Ilang araw na rin kasi niyang hindi nakikita si Ningning. Sa may bintana, inantay at inaabangan niya ang kilalang pagkumpas ng mga ilaw—isa, dalawa, tatlo, maikli, mahaba, maikli—ang hudyat nila para sa "oras na para mag-laro!"

Hindi tumigil si Tonyo sa pag-aantay. Hindi dumating si Ningning noong araw na iyon, wala rin siya kinabukasan, at wala pa rin siya sa mga sumunod pang mga araw.

"Nasaan kaya si Ningning?" sabi niya sa sarili. Sumilip siya sa labas ng bintana at napansing madilim ang hardin. Walang mga alitaptap sa paligid.





The Legend of the Cagayan River

Author: Anna Liza M. Gaspar
 Illustrator: Glendford Lumbao
 Language/s: Filipino and English
 Target Readers: Ages 5-7
 No. of Pages: 32
 ISBN: 978-971-625-370-2

When Amang Bathala created the world and everything in it, he wanted the mountains to be triangular, the oceans oblong, and the rivers and streams rectangular. It was Diwata Nayades', together with her helpers, Duwende Diling and Nuno Kagat, task to create the rectangular rivers and streams.

Will Duwende Diling and Nuno Kagat obey the rule of creating rivers and streams? Why do they have to obey this?

Praises for the Book

"The Legend of the Cagayan River is an additional material to Philippine literature. It creates a beautiful strand of the reader's knowledge of geometry describing the shapes of mountains, oceans, streams and rivers. [It] is both an amusing and informational piece of literature."

- Dr. Felicidad N. Remo, multi-awarded educator, retired supervisor of the Early Childhood Education of the Division of City Schools in Manila

"'The Legend of the Cagayan River' is not an old legend by Cagayanons, it's an imaginative creation and yet it gives a rather general description of the actual world view of our austronesian ancestors that are prevalent in many of the indigenous groups: Bathala, diwata, paniniwala sa kaluluwa, nuno and many characters from folk mythology. What Gaspar did is to appropriate the art of folktale from the local to the national. Rather than this new alamat having saysay only for a certain group of people, it becomes, in many ways, a folktale for the Nation that weaves our identity in one story. The illustrations enhance the value of the book which gives it a modern and universal appeal."

- Prof. Micheal Charleston "Xiao" Chua, public historian and De La Salle University faculty member

Anna Liza M. Gaspar

Author

Liza grew up at the foot of a mountain and in the middle of rice fields, but until now she's still afraid of caterpillars. She earned her BS Business Administration and Accountancy at the University of the Philippines Diliman. She is a CPA, but she prefers writing stories and poems for children than numbers. She was a fellow for Pasnaan, LIRA, and Cordillera Creative Writers' Workshop. She was LIRA's treasurer and she's the current treasurer of GUMIL Filipinas. Her stories and poems for children have been published in Liwayway and Bannawag. "The Legend of the Cagayan River" is her second children's book.

Glendford Lumbao

Illustrator

Glendford Lumbao is a Philippine-based freelance illustrator, designer, and photographer who graduated from the College of Fine Arts of the University of the Philippines - Diliman. His art subjects—both in illustration and in photography—are usually nature, indigenous people, and candid moments. He also loves to do volunteer work during his free time such as mural painting or teaching in art workshops for kids in rural areas.

The Legend of the Cagayan River (sample pages)





The Little Hero

Author: Alanna Michelle Escudero
 Illustrator: Shellette Gipa
 Language/s: Filipino and English
 Target Readers: Ages 3-5
 No. of Pages: 32
 ISBN: 978-971-625-394-8

There's never a dull moment in the imaginative world of a little girl and her plush toy named Teddy. They go on adventures every day as pilots, pirates, and many more! But, over the years and as the little girl grows up, will they still go on adventures together?

Praises for the Book

"Masaya at madrama ang buhay ng bata kapag siya ay naglalaro. Ito ang inilalarawan ng kuwentong 'The Little Hero (Ang Munting Bayani)'. Malayo ang nararating ng kaniyang malikhaing imahinasyon. Ang batang babae ng kuwento ay nagkaroon ng kaibigan, kakuwentuhan, bantay at tagapagtanggol kapag kasama niya si 'Teddy'. Sa simpleng paraan, naiparating ang pangangalaga sa kapaligiran (environmental concern) na ang isang bagay na 'di na kailangan ay maaari pa ring mapakinabangan nang ibinigay ng batang babae ang kaniyang 'munting bayani' sa bagong may-ari dahil malaki na siya. Sa kabuuan, maganda ang pagkakahabi ng mga pangyayari sa kuwento, kasiya-siya ang pagkakaguhit at maayos ang pagsasalin. Binabati ko kayong lahat!"

- Dr. Felicidad N. Remo, multi-awarded educator, retired supervisor of the Early Childhood Education of the Division of City Schools in Manila

"The Little Hero' feels like sunshine on a rainy day! The warm combination of the story and the cheerful illustrations makes for such a good read. I can just imagine children and kids-at-heart alike going over the book again and again, humming 'Dee-pi-da-dee-dee' to themselves. One can't help but feel part of the story and remembering childhood memories once more."

- Frances Alvarez, Children's Book Illustrator and Graphic Designer

Alanna Michelle Escudero

Author

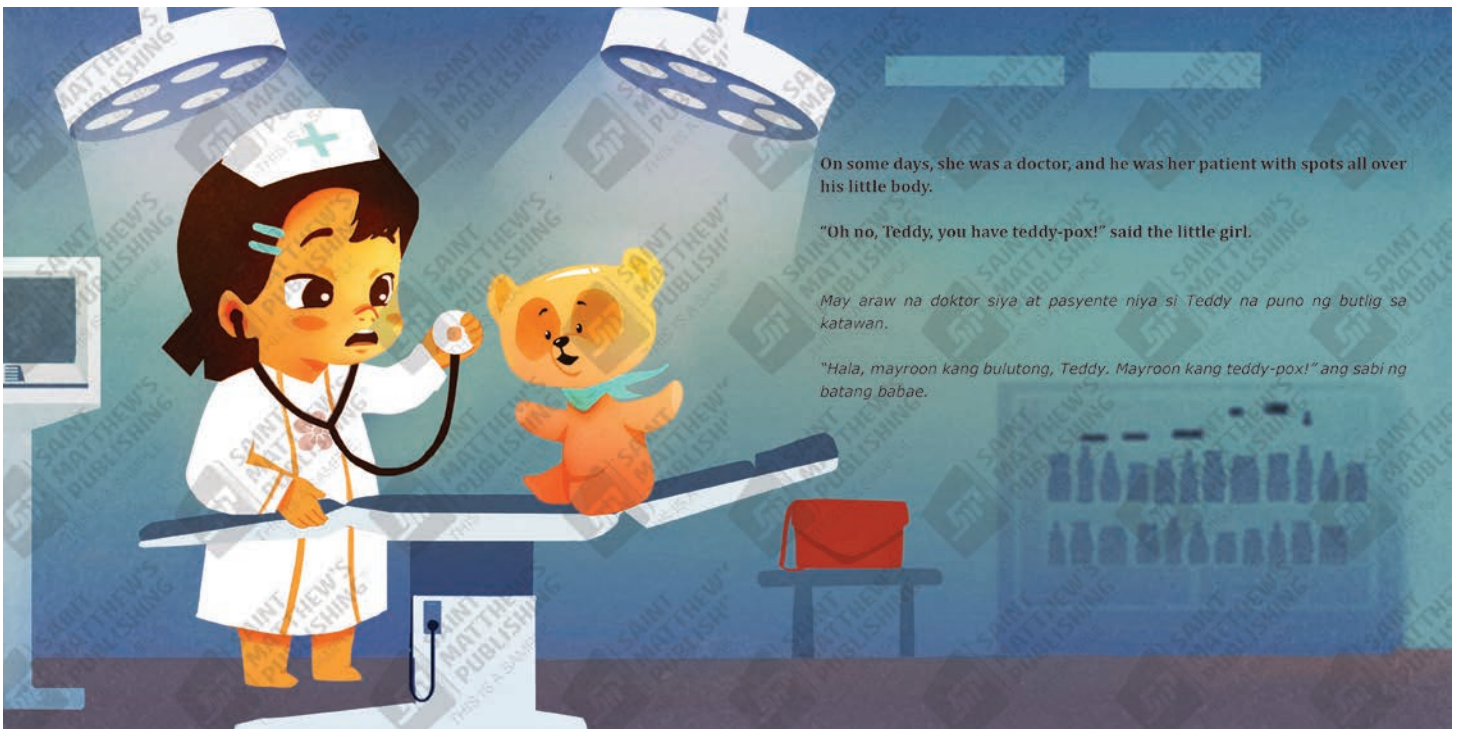
Alanna Michelle Escudero is a young writer from Zamboanga City, who is in love with storybooks, storytelling, and creating alternate worlds of wonders in fictional stories. In her efforts to overcome her dyslexia, she became fascinated with word play. She self-published a collection of poems and prose. Her first children's book was a project contribution made for the Yellow Boat of Hope Foundation, Inc., a Philippine-based non-profit organization that provides boats and structures to help children safely get to school.

Shellette Gipa

Illustrator

Shellette Gipa is a freelance illustrator and graphic designer with a degree of Bachelor of Fine Arts Major in Visual Communication at the University of the Philippines Diliman. She likes to try out different style and make stories through her illustrations. She also likes music, movies, cats and food.

The Little Hero (sample pages)





Ang Nanay ni Erwin, Ang Tatay ni Klara

Author: Eugene Y. Evasco
 Illustrator: Tokwa Peñaflorida
 Language/s: Filipino and English
 Target Readers: Ages 5-7
 No. of Pages: 32
 ISBN: 978-971-625-395-5

A flip book with two stories! Erwin's mama doesn't dress up like other mamas. Klara's papa doesn't do the work of other papas. Can Erwin and Klara convince their parents to be like other parents?

Praises for the Book

"Eugene Evasco's stories teach children important values—to challenge heterosexist norms and to embrace difference as a way of life. They show the world what it means to have responsible, caring LGBTQ parents, and what it truly means to have a family. The world—not just children—needs more stories like Ang Nanay ni Erwin, Ang Tatay ni Klara."

- Ronald Baytan, Writer, Professor of Literature & LGBTQ Studies

"This delightful book fills a real gap in children's literature with skill and sensitivity. I wish I had it to read to my children! These days, families do come in different configurations, and it is particularly important to celebrate this diversity in books for children."

- Jhoanna Lynn B. Cruz, Award-winning writer, Associate Professor at the University of the Philippines - Mindanao

"Everybody's parent is different in their own special way. But to many, it might seem that Erwin's Mama and Klara's Papa are more different than most. With delightful illustrations and a heartwarming story, Erwin's Mama, Klara's Papa holds a wholesome and progressive charm. Its important and timeless message reminds readers that anybody can be an inspiring and caring parent, and that in love and family, being different doesn't matter."

- Marco Llanes, Writer, curator, student and equal rights advocate

Eugene Y. Evasco

Author

Eugene Y. Evasco is a writer, editor, translator, and scholar of children's books. He currently teaches Creative Writing in the College of Arts and Literature at the University of the Philippines in Diliman. He is the author of award-winning books *Ang Nag-iisa at Natatanging si Onyok*, *Anina ng mga Alon*, *Ang Sampung Bukitkit*, *Mga Pilat sa Pilak: Mga Personal na Sanaysay*, *at May Tiyanak sa Loob ng Aking Bag: Mga Tulang Pambata*. He translated E.B. White's *Charlotte's Web* to Filipino. In 2014, he won at the UP Gawad ng Natatanging Publikasyon sa Filipino (Creative Writing Category). In 2009, he was inducted into the Carlos Palanca Memorial Award for Literature Hall of Fame and he is currently a Fellow of the Likhaan: UP Institute of Creative Writing. In 2016, he became a Research Fellow at the International Youth Library in Munich, Germany.

Tokwa Peñaflorida

Illustrator

Tokwa Peñaflorida is a painter, illustrator, and a proud graduate of the University of the Philippines, BFA Visual Communication. Some of his published work can be found in over five children's books. He illustrates for the editorial and fashion sections of a number of local and international publications. In 2012, he was given the honor as 'One of Manila's Top Illustrators' by the Philippine Star. He has held exhibits of his masterpieces here and abroad. He is also a staunch advocate for LGBTQ rights.

Ang Nanay ni Erwin, Ang Tatay ni Klara (sample pages)

Wala pang liwanag sa labas, nakahanda na ang aming agahan.

Maaga ang pasok ni Nanay; tatlong oras na mas maaga sa aking pagpasok sa paaralan.



Even before sun-up, Mama has our breakfast prepared.

Mama needs to be at work early. Her work starts three hours earlier than my school does.



Maasikaso si Tatay. Lagi niya akong sinusuklayan bago pumasok sa eskuwelahan.

Lagi siyang nagpapaalalang alagaan ang sarili, "Huwag kang haharap sa mga tao nang walang hilamos at hindi nagsesepilyo."

Papa is caring. He carefully brushes my hair before I go to school.

He tells me it's very important to look neat all the time, "Do not talk to people until you've washed your face and brushed your teeth."



Sa pagtilaok ngandang, nag-aamoy-bulaklak na ang aming bahay.

As soon as the rooster crows tiktilaok, our house begins to smell like flowers.





Every Sunday

Author: Och Gonzalez
 Illustrator: CJ Reynaldo
 Language/s: Filipino and English
 Target Readers: Ages 3-5
 No. of Pages: 32
 ISBN: 978-971-625-444-0

"Every Sunday" is a heartwarming story of friendship that started with a few scoops of ice cream and one child's journey in learning sign language.

Praises for the Book

"Positive representation and inclusivity are the gifts of this book to its readers. It serves as a bridge between the hearing and the deaf. It proves that understanding is possible as long as one is ready to learn a language—the language of fellowship. A big applause for this book!"

- Eugene Y. Evasco, Ph.D., multi-awarded children's book author and children's book scholar

"More than introducing Filipino sign language, Every Sunday teaches young readers to see deaf individuals as interesting and able people worth getting to know. It is beautifully illustrated and colored in our favorite sorbetes flavors! How the signs are illustrated are easy to follow; encouraging the reader to try the signs themselves."

- Liza Flores, children's book illustrator and past president of Ang Ilustrador ng Kabataan

Och Gonzalez

Author

Och Gonzalez is a writer, artist, and teacher. One of her essays about disability has earned a Palanca Award for Literature, and her writing has appeared in various magazines and literary journals. She is an advocate for deaf awareness and empowerment, and is also an avid watcher of cute dog videos.

CJ Reynaldo

Illustrator

CJ Reynaldo is an illustrator and graphic artist. He illustrates for books and comics. Being deaf himself, he writes comics and storybooks to encourage empathy toward Deaf people. During his leisure time, he loves to bake sweet treats and watch cartoons.

Every Sunday (sample pages)

Every Sunday after we go to church, Mother takes me out for some ice cream.

I always run towards the ice cream cart to see the different ice cream flavors.

Tuwing Linggo pagkatapos naming magsimba, sinasamahan ako ni Nanay na bumili ng sorbetes.

Palagi akong nagmamadaling makita ang iba't ibang mga flavor ng sorbetes.




Since then, I've learned many other signs, like those for simple phrases.

I also taught my friends in school some sign language.

Mula noon, marami na akong natutunang iba pang mga sign, gaya ng para sa mga pagbati.

Tinuruan ko rin ang mga kaibigan ko sa paaralan kung paano gumamit ng sign language.





Puwede Po Ba Tayong Magbasa ng Aklat?

Author: Lawrence Schimel
 Illustrator: Pepot Zamora Atienza
 Language/s: Filipino and English
 Target Readers: Ages 3-5
 No. of Pages: 32
 ISBN: 978-971-625-447-1

Antonio can already read by himself, but he wants to read to someone so they can appreciate how well he can read. But everyone is too busy with their jobs to read with him. Suddenly, a voice calls out to Antonio. Who can it be who at last wants Antonio to read a story to him? This heartwarming picture book teaches about the joy of reading, professions, disabilities, and friendship.

Praises for the Book

"Pinapahalagahan sa libro ang mere presence ng mga tao na may kapansanan. Kinikilala sila bilang mga taong nagpapagaan sa buhay ng iba. Empowering ang librong ito sa mga batang mambabasa dahil ang bidang si Antonio ay hindi sumuko sa paghahanap ng katuwang sa pagbabasa ng libro. Litaw na litaw ang kaniyang determinasyon. Sinasabi sa librong ito na minsan, ang sasagot ng 'oo' sa ating tanong ay ang mga tao na laging nariyan sa tabi, pero hindi natin nilalapitan dahil ang una nating nakikita sa kanila ay ang kanilang kakulangan, at hindi ang posible nilang sagot sa ating katanungan. Highly recommended ko ang librong ito."

- Beverly W. Siy, manunulat at tagasalin

Senior Culture and Arts Officer ng Intertextual Division ng Cultural Center of the Philippines

Lawrence Schimel

Author

Lawrence Schimel (New York, 1971) is a full-time author, writing in both Spanish and English, who has published over one hundred books in a wide range of genres. He is also a prolific literary translator.

His picture books have been selected for the White Ravens from the International Youth Library in Munich, Germany, twice chosen for IBBY's Outstanding Books for Young People with Disabilities, and won a Crystal Kite Award from the Society of Children's Book Writers and illustrators, among many other awards, honors, and distinctions.

Pepot Zamora Atienza

Illustrator

Pepot Zamora Atienza is an artist from the Quezon Province. He loves to experiment with various kinds of art media like painting, cut paper, and colorful clay. Aside from being an artist, he also teaches *baybayin* and making different arts and crafts to children. Pepot's artworks can be seen in his Facebook page: Pepot ART.

Puwede Po Ba Tayong Magbasa ng Aklat? (sample pages)





Junior Ipon (out of print)

Author: Mark Kevin J. de Guia
 Language: English
 Target Readers: Ages 8-12
 No. of Pages: 144
 ISBN: 978-971-625-341-2

Ang Junior Ipon ay isang aklat na magpapakilala sa mga bata sa mundo ng wastong paggamit ng pera. Ito ay naglalaman ng iba't ibang mga kwentong pagpupulutan ng aral tungkol sa halaga ng pera, wastong paggamit nito, at pagpapalago nito sa iba't ibang paraan tulad ng pamumuhunan at pagtatayo ng sariling negosyo.

Mark Kevin J. de Guia

Author

Si Mark Kevin de Guia ay nagtapos ng Bachelor of Fine Arts Major in Information Design sa Ateneo de Manila University kung saan siya ay naparangalan bilang isa sa mga Loyola Schools Award for the Arts Awardees sa larangan ng Graphic Design. Siya rin ay naging bahagi ng 2014 Cohort ng Teach for the Philippines kung saan siya ay nakapagturo ng elementarya sa loob ng dalawang taon.

TABLE OF CONTENTS

Paunang Salita
Pasasalamat
Gabay para sa mga Magulang at mga Guro

YUNIT 1: HALAGA NG PERA

Alamin kung ano ang halaga ng bawat sentimo sa iyang pang-araw-araw na pamumuhay.

ARALIN 1: GUSTO AT KAILANGAN

Ang ating paggastos ay maaaring hatiin sa dalawa: ang gusto at kailangan.

ARALIN 2: IKAW AT AKO, MAGKAIBA

Mayroong iba't ibang uri ng pangangailangan.

ARALIN 3: GASTOS AT KITA

Alamin kung ano ang gastos at kita sa ating araw-araw na pamumuhay.

YUNIT 2: MATALINONG PAGGAMIT NG PERA, MATALINONG PAMUMUHAY

Gamitin nang wasto ang iyang pera! Tandaan, ang wastong paggamit nito; malayo ang mararating mo!

ARALIN 1: PAGTITIPID

Alamin ang mga paraan sa pagtitiipid tungo sa mas wais na paghawak ng pera.

ARALIN 2: PAG-IIPON

Alamin ang iba't ibang paraan ng pag-iipon.

ARALIN 3: AKING NAIPON, MARAMING MARARATING

Alamin kung saan-saan pwedeng makarating ang iyang naipon.

YUNIT 3: PAGBUO NG SARILING LAYUNIN

Alamin kung ano ang halaga ng bawat sentimo sa iyang pang-araw-araw na pamumuhay.

ARALIN 1: GUSTO AT KAILANGAN

Ang ating paggastos ay maaaring hatiin sa dalawa: ang gusto at kailangan.

ARALIN 2: IKAW AT AKO, MAGKAIBA

Mayroong iba't ibang uri ng pangangailangan.

YUNIT 4: HALAGA NG PERA

Alamin kung ano ang halaga ng bawat sentimo sa iyang pang-araw-araw na pamumuhay.

ARALIN 1: GUSTO AT KAILANGAN

Ang ating paggastos ay maaaring hatiin sa dalawa: ang gusto at kailangan.

ARALIN 2: IKAW AT AKO, MAGKAIBA

Mayroong iba't ibang uri ng pangangailangan.

YUNIT 5: HALAGA NG PERA

Alamin kung ano ang halaga ng bawat sentimo sa iyang pang-araw-araw na pamumuhay.

ARALIN 1: GUSTO AT KAILANGAN

Ang ating paggastos ay maaaring hatiin sa dalawa: ang gusto at kailangan.



ARALIN 2: IKAW AT AKO, MAGKAIBA


Mayroong iba't ibang uri ng pangangailangan.

ARALIN 3: GASTOS AT KITA

Alamin kung ano ang gastos at kita sa ating araw-araw na pamumuhay.

Junior Ipon (sample pages)





Energizers: A Collection of Games, Icebreakers, and Ideas for Teachers, Speakers, Coaches, and for the Classroom and Beyond

Author/s: Valerie Cruz Tapalla
Language/s: English
No. of Pages: 44
ISBN: 978-971-625-241-5

"Energizers!" holds a collection of games, icebreakers, ideas for the classroom and beyond! Teachers, speakers and coaches will find it a joy to go through the various activities of this fun-filled guide.

Valerie Cruz Tapalla
author

Valerie Cruz Tapalla is a paella of culture. After living, studying, and travelling constantly in three continents since she was 7 years old, Valerie is at the pinnacle of her existence.

She graduated with distinction in English, French, and Hotel Management at the International Hotel Management School and The London College of International Business Studies in the U.K. She studied International Business at U.C. Berkeley and Finishing Course and Modeling at Barbizon, both in California, U.S.A., and varied art and fashion programs at Parsons School of Design, New York, U.S.A.

A student of the celebrated Linklater School for Voice and Language and the Actors Studio in New York, Ms. Tapalla has the best, most prominent mentor, including renowned authors Peter Post, Doe Lang, Louis Colaianni, and BBC's Elizabeth Strong. She is the first Filipino licensed by the Emily Post Institute, U.S.A, and a registered member of the Association of Image Consultants International, New York, U.S.A.

Inside Page Samples




TABLE OF CONTENTS

I. ICEBREAKERS:

Don't Neglect to Connect

Give Me the Ball 1

Give Me the Ball 2

Circle of Names

Between You and Me

Just Gesture

Body Language

Poetry in Motion

Walking with "Tude

Playful Pillow

For Real? (Truth or Lie?)

II. WARM-UPS:

Prepare the Body, Prepare the Mind

I'm Packing My Suitcase and I'm Bringing My...

What's Up?

Chain Talk

Yes and No Word Play

Excuses, Excuse!

Get Rid of That!

Energy Circle

Physical Improv 1

Physical Improv 2

Odds and Ends

III. VOICE AND SPEECH WORKOUT:

Refine Your Abilities Through Breath
Work and Movement

Hey Stupid!

The Machete Chop

Ferris Wheel 1

Ferris Wheel 2

Attitude Adjustment

The Boracay Vacation

The Stress Cooler

The Laugh Bath

The Sing-along

The Hail Mary



Meow and Furever: Growing Up with Your Cat

Author:	Dr. Ma. Rosario Racho
Illustrator:	Maria Soledad Racho
Language:	English
Target Readers:	Ages 8+
No. of Pages:	112
ISBN:	978-971-625-371-9

Did you know that cats, unlike dogs, wag their tails continuously when they are upset or mad? and, that cats are clean and hygienic pets that they tend to hide their poop and urine away from people?

Meow and Furever: Growing Up With Your Cat tackles these details concerning cats such as their behaviour, proper feeding and grooming, tips on maintaining a good cat health, and needed supplies and materials when having a pet cat. It even includes a few homemade recipes and do-it-yourself cat toys that children can make for their cats.

The book also includes a step-by-step guide suitable for kids and adults alike, accompanied with wonderful illustrations that will inspire children towards becoming a responsible cat owner. So, come and discover for yourself the fun and challenges one awaits when raising a cat.

Dr. Ma. Rosario Racho

Author

Dr. Ma. Rosario Racho is a veterinarian from UP Los Baños, and a proud owner of seven cats and four dogs. She was not a cat person to begin with but fell totally in love with them almost as soon as she got her first cat, and she has loved all her cats ever since.

Maria Soledad Racho

Illustrator

Maria Soledad Racho graduated from the University of Santo Tomas with a degree in Bachelor of Fine Arts, Major in Advertising. She is an illustrator at heart and a designer in nature. Pen and paper have always been part of her daily life. She has a big heart for pets and all sorts of animals.

TABLE OF CONTENTS

CHAPTERS

1 WHAT IS A CAT

An Introduction to Cats

2 THE DEVELOPING CAT

The Different Life Stages of a Cat

a. Newborn Cats and Kittens

b. Adult Cats

c. Senior Cats

3 WELCOME, KITTY!

An Introduction to Cat

4 HOUSE PROTECTION PROGRAM

What to Doo and to Prepare
for Your New Cat

5 NOMNOMNOM~

Proper Cat Feeding

6 SQUEAKY CLEAN

Cat hygiene, bathing and grooming

7 TOILET ETIQUETTE

Training Your Cat to Use Its Litter Box

8 HOW TO CAT?

Behaviour, Traits and Attitudes

9 HEALTH IS WEALTH

Keeping Your Cat Healthy

10 NEUTERING

Cat Population Control

11 CAT ADOPTION

Helping Abandoned Cats Find Their
Fur-Ever Homes

12 TRY THESE AT HOME


Different Do-It-Yourself (DIY) Activities

a. Cat food

b. Toys and other supplies

c. Tricks and commands for your cat

Meow and Furever: Growing Up with Your Cat (sample pages)





The Small Big Book of Dogs

Author:	Ransom Rogers
Illustrator:	Ransom Rogers
Language:	English
Target Readers:	Ages 8+
No. of Pages:	112
ISBN:	978-971-625-372-6

Have you ever wanted to have your own furry friend? Or, maybe you just want some help learning to take care of one? The (Small) Big Book of Dogs is here to help!

Ransom Rogers (That's me!) will be your companion throughout this book as you learn to understand the intricacies and rewards of owning and taking care of a dog. You will learn how to feed, train, play with, and enjoy a lifetime of friendship with one of the most loyal and proud creatures on earth.

Whoever you are, whether a student or a grown-up, you can learn to take care of your very own dog with this book's help. Together, you and your dog will live a good, fulfilling life full of fun, adventure, and happiness. Good luck!

Ransom Rogers

Author and Illustrator

Ransom Rogers is an enigmatic fellow: a lover of dogs, games, and chicken nuggets. He is known to take life a lot less seriously than most other people, often seen stargazing at three in the afternoon by the local park. Take care when approaching Ransom, as he frightens easily. An offering of orange juice is advised.

Ransom writes and draws a multitude of different things, from the comics you buy in the bookstore to the cartoons you see on the afternoon lineup. However, he uses many names and many faces for each of these, suitably to match the seriousness or the wackiness that is required to do his work. But he mostly keeps them to scare away the mole rats that keep hanging out on his favorite park bench.

TABLE OF CONTENTS

An Introduction to Dog Ownership

A message from Random Rogers

CHAPTERS

1 THE MANY DIFFERENT KINDS OF DOGS

Preparing yourself for a new dog

"I Want a Puppy!"

2 GETTING A DOG

Adoption and the basics of first-time dog ownership

Leah's New Book

3 HOUSETRAINING YOUR NEW ROOMATE

Preparing your home

Welcome, Brownie!

4 POOP! POOP EVERYWHERE

Cleaning up after your dog

Brownie Made a Mess!

5 HELP, DOCTOR!

Illnesses and what symptoms to look for

Brownie Doesn't Look Too Well

6 SIT! STAY! DON'T EAT THAT!

Basic obedience training and simple tricks

New Dog, New Tricks

7 HIT THE ROAD, JACK

Taking your dog for their first walk

Brownie Gets Anxious

8 KEEPING CLEAN

Baths and the basics of dog grooming

Baths Aren't Just for People


9 IT'S ALL FUN AND GAMES

Giving your dog a fun, fulfilling life

Max Goes Missing!

One Happy Family

The Small Big Book of Dogs (sample pages)





Some Bunny to Love

Author: Fiel John Meria
 Language: English
 Target Readers: Ages 8+
 No. of Pages: 96
 ISBN: 978-971-625-425-9

ARE YOU READY TO KEEP ONE OF THE CUTEST, MOST ADORABLE PETS EVER?

The domestic rabbit is one of the most popular pets all over the world. But to keep a happy bunny and have the most fun with your new best friend, you'll need to know the right things to do like:

- Setting up the right living space for your bunny right in your own home.
- Properly feeding and toilet training your bunny (without stinking up your house!)
- Holding, playing, grooming, and having fun with your bunny in somany more ways!

If you have the heart for cute bunnies, then learn how to keep them in this simple, fun and informative guide book.

Fiel John Meria

Author

Fiel John Meria is a happy husband to Julz and a huggable father to Jordyn Ysabelle. He has kept various types of animals growing up to the point that he could have probably started a zoo at some point. For now, he is content to have his 12 exotic goldfish and Skippy—his dwarf Holland Lop/Lionhead hybrid bunny.

He is the Director of Project Pond (People Overcoming Neurodevelopmental Difficulties) where he life coaches, travels and does quirky projects with people who have Attention-Deficit Hyperactivity Disorder, Autism Spectrum Disorder, and Specific Learning Disabilities. He and his wife Julz are both diagnosed with ADHD and dedicate themselves to sharing the love of Jesus to families who have children and members with special needs.

TABLE OF CONTENTS


Why a Bunny?


CHAPTERS

- 1 WHAT IS A RABBIT?**
- 2 BREEDS OF DOMESTIC RABBITS**
- 3 PREPARING A HOME FOR YOU RABBIT**
 - Indoor Setups
 - Outdoor / Mixed Setups
 - Essential Things to Buy
- 4 ACQUIRING YOUR FIRST RABBIT**
 - Where to Get Your First Rabbit
 - How to Pick a Rabbit
 - Bringing Your Rabbit Home
- 5 FEEDING YOUR RABBIT**
 - Principles of Feeding Your Rabbit
 - Feeding Different Kinds of Food
 - Feeding and Toilet Training Go Together
- 6 LIVING WITH YOUR RABBIT**
 - Picking Up Your Rabbit
 - Free-Roaming Time
 - Grooming Your Rabbit
- 7 YOUR RABBIT'S HEALTH**
 - Getting Your Rabbit Neutered
 - Getting Your Rabbit Vaccinated
 - How to Tell If Your Rabbit is Sick
 - How to Tell When Your Rabbit is Injured
 - When the Inevitable Happens
- 8 CARING FOR A PREGNANT RABBIT**
 - Determining Whether a Rabbit is Pregnant or Not
 - What to Do If a Rabbit is Pregnant
 - What to Do When a Rabbit Gives Birth

Every Bunny Deserves a Good Home Frequently Asked Questions (FAQs)

Some Bunny to Love (sample pages)





Cooking 101: For Kids and Kids-at-Heart

Author:	Atty. Golda Lynn C. Zamuco, J.D.
Language:	English
Target Readers:	Ages 8+
No. of Pages:	144
ISBN:	978-971-625-369-6

Cooking 101: For Kids and Kids-at-Heart is for children and novice cooks who wish to discover the wonderful world of cooking. With easy-to-follow instructions and a bunch of delightful recipes, it aims to introduce not only the fundamentals of cooking and baking, but also the values of discipline, responsibility, and joy in creation. We hope that the readers, both kids and kids-at-heart, find adventure in each recipe and a plate-full of happiness in each dish.

Atty. Golda Lynn C. Zamuco, J.D.

Author

The author started cooking long before she can do math. One afternoon in the kitchen in their family home in Quezon City, she cut potatoes into chunks and dunked them into hot cooking oil. Few minutes later, she ate her first dish—French fries—right off the frying pan. She was 6 years old then and she never stopped cooking since. She spends most her free time trying new dishes, recreating them in her kitchen, creating new recipes, and much like this book, sharing those she memorized by heart. Cooking is the author's love language with family and friends, and expression of warmth in welcoming new acquaintances. The author is currently a businesswoman, a lawyer, and always the 6-year old kid cooking French fries in the kitchen.

TABLE OF CONTENTS

A Note for Parents and Teachers

Why Cook?

How to Use This Book

CHAPTERS

1 KITCHEN TOOLS - THE STARTER KIT

Measuring Tools • Cutting Tools • Mixing Tools • Cooking Tools • Other Kitchen Tools • Basic Kitchen Equipment

2 KITCHEN SAFETY TIPS

3 BASIC COOKING METHODS/TECHNIQUES

Boil • Simmer • Sauté • Pan Fry • Deep Fry • Bake/ Roast

4 LET'S GET STARTED: THE BASICS

Buying Your Ingredients • Knowing Your Basic Spices and Condiments • How to Measure Your Basic Ingredients • How to Thaw • How to Cut Your Ingredients • How to Mix Your Ingredients • How to Cook White Rice • How to Cook Pasta • How to Boil an Egg

5 READY, GET SET, GO!

Snacks

Sausage and Cheese Rolls • Banana Fritters • PB&J and Grilled Cheese Sandwich • Mango Float Iced Candies • Rainbow Cathedral Popsicles • Quesadilla • Frosty Milk (Ice Scramble) • Choco Dino • Mango Graham Smoothie

Breakfast

Scrambled Eggs • Chocolate Oats • Skinless Longganisa (Sweet Sausage) • Egg Salad Sandwich • Cheese Omelet • Hot Chocolate • French Toast • Ham and Cheese Pockets • Breakfast Fried Rice

Lunch

Tortilla in Molten Cheese and Sausage Dip • Herb Roast Chicken (with tomato basil salsa) • Birthday Spaghetti (Sweet Style) • Pesto Sardine Pasta • Parmesan Crusted Fish • Korean Spicy Chicken Tenders • Herb Tuna Pasta • Cheesy Potato Marbles • Fresh Pesto Pasta • Chicken Bacon Chowder • Kani Mango Salad • Pork Adobo

Dinner

Mac and Cheese • Grilled Cheese • Mandarin Honey Watercress Salad • Tuna in Cream • Meat Balls in Cream Sauce • Pan Fried Chop • Creamy Pesto Pasta • Cheesy Bacon and Mushroom Rice Toppings • Fish Sticks with French Onion Dip • Mandarin Orange Chicken

Dessert

Smiley Graham Balls with Walnuts • Banana Bread with Chocolate • Chocolate Hazelnut Mug Cake • Calamansi Muffins • Creamy Fruit Salad • Cookie Mud Brownies • Cookies and Cream Bonbons • Rainbow Milk Bonbons • Chocolate Bomb Cookies • Chocolate Cake Balls • S'mores

6 PLATING YOUR FOOD


Quick Summary of Conversion

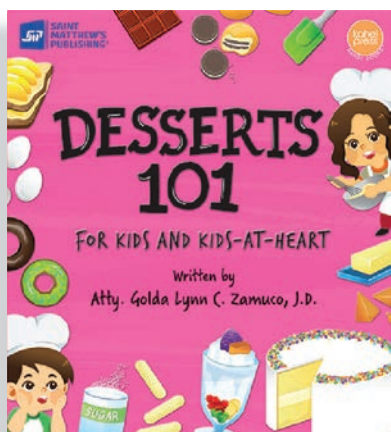
Cooking Abbreviations

Common Cooking Terms Used in the Book

Bibliography

Cooking 101: For Kids and Kids-At-Heart (sample pages)





Desserts 101: For Kids and Kids-at-Heart

Author:	Atty. Golda Lynn C. Zamuco, J.D.
Language:	English
Target Readers:	Ages 8+
No. of Pages:	144
ISBN:	978-971-625-398-6

"DESSERTS 101: For Kids and Kids-at-Heart" is for children and novice cooks who wish to learn the wonderful art of dessert making. With easy-to-follow instructions and a bunch of delightful recipes, it aims to introduce not only the fundamentals of cooking and baking, but also the values of discipline, responsibility, and joy in creation. We hope that the readers, both kids and kids-at-heart, find adventure and a plate-full of happiness in each sweet treat.

Atty. Golda Lynn C. Zamuco, J.D.

Author

The author started cooking long before she can do math. One afternoon in the kitchen in their family home in Quezon City, she cut potatoes into chunks and dunked them into hot cooking oil. Few minutes later, she ate her first dish—French fries—right off the frying pan. She was 6 years old then and she never stopped cooking since. She spends most her free time trying new dishes, recreating them in her kitchen, creating new recipes, and much like this book, sharing those she memorized by heart. Cooking is the author's love language with family and friends, and expression of warmth in welcoming new acquaintances. The author is currently a businesswoman, a lawyer, and always the 6-year old kid cooking French fries in the kitchen.

TABLE OF CONTENTS

A Note for Parents and Teachers

Why Learn Dessert Making

How to Use This Book

CHAPTERS

1 KITCHEN TOOLS - THE STARTER KIT

Measuring Tools • Cutting Tools • Mixing Tools
• Cooking Tools • Baking Tools • Basic Kitchen Equipment

2 KITCHEN SAFETY TIPS

3 BASIC COOKING METHODS/TECHNIQUES

Bake/Roast • Boil • Simmer • Deep Fry • Steam

4 LET'S GET STARTED: THE BASICS

Buying Your Ingredients • Knowing Your Basic Ingredients • How to Measure Your Basic Ingredients • How to Mix Your Ingredients • How to Sift • How to Make Your Common Dessert Sauces • How to Make Your Cake Frostings • How to Do Basic Icing and Frosting

5 READY, GET SET, GO!

No Bake

No Bake Cheesecake • Mango Float • Crema de Fruta • Oreo Balls with Cashew Nuts • Chocolate Hazelnut Mug Cake • Peanut Butter Cake

Cookies

The Classic Chocolate Chip Cookie • Oatmeal Raisin Cookies • Double Chocolate Chip Cookies

Bars and Brownies

The Classic Chocolate Brownie • Classic Blondie • Salted Caramel Swirl Cream Cheese Brownies • Calamansi Squares

Cakes

The Classic Chocolate Cake • Banana Cake with Cream Cheese Frosting • Carrot Cake • Mango Pound Cake • Two Layer Confetti Birthday Cake

Cupcakes

Vanilla Cupcake • The Classic Chocolate Cupcake • Red Velvet Cupcake

Cheesecakes

The Classic Cheesecake • Cookie Butter Cheesecake

Muffins

Blueberry Yogurt Corn Muffins • Milo Muffins with Melted Marshmallow Toppings • Banana Chocolate Muffin

Frozen Desserts

Classic Mango Iced Candy • Classic Buko Ice Drop • Cookies n Cream Ice Cream

Classic Filipino Desserts

Yema • Ultimate Halo-halo • Mais Con Yelo • Brown Butter Polvoron • Cassava Cake • Leche Flan • Buko Pandan Salad

Fun Sweet Snacks

Chocodilla • Fruity Overnight Rolled Oats • Chocolate Rolls • Wicked Oreos

Dessert Drinks

Mango Graham Smoothie • Unicorn Shake • Chocolate Mud Pie Shake

Quick Summary of Conversion

Baking and Cooking Abbreviations

Common Cooking Terms Used in the Book

Bibliography

Desserts 101: For Kids and Kids-At-Heart (sample pages)

Graham Crackers

Graham crackers are another versatile ingredient that graces many desserts. It can be eaten on its own or crushed and made into pie crusts, cheesecake crusts, or dessert bases. It is one of a newbie chef's best friends because it is also commonly used in delicious and easy to make no-bake desserts.

Milk

Milk is another ingredient that adds flavor and improves the texture of a dessert. Milk adds moisture and structure to baked goods like cake because of its fat content. There are different types of milk that may be used in making desserts. Their difference lies in the percent of fat content or in the form.

DID YOU KNOW?

Fat is responsible for the desirable texture of desserts. It makes desserts soft, tender, and smooth. Therefore, the more fat there is, the smoother and richer the dessert is.

The following are some of the different types of milk:

Difference in fat content:

1. Whole Milk - contains at least 3.25% fat.
2. Low Fat Milk - contains at least 0.5 to 1.5% fat.
3. Skimmed milk - has most of its fat removed. It may not contain more than 0.5% fat.

How to Make Cream Cheese Frosting

You will need:

- 8 oz. cream cheese, softened
- 1/2 cup (1 stick) unsalted butter, softened
- 1 tsp. vanilla extract
- 1/2 tsp salt
- 1 1/2 cups powdered sugar

1. Combine butter and cream cheese in a big bowl. Using your whisk, wooden spoon, or electric mixer in medium speed. Beat until the mixture is well mixed and creamy.
2. Add the vanilla extract and salt as you continue to beat.
3. When using an electric mixer, turn the mixer to low and gradually add powdered sugar. Continue to beat until the mixture becomes creamy.

Yield: For one medium-sized cake or 1 dozen cupcakes, depending on the design

Meringue Icing

The meringue icing (pronounced as ma-RANG, French) is one of the easiest and simplest frostings. It is made of egg white and sugar. It has a subtle taste of sweetness combined with its fluffiness. It is one of the "strongest" icings as it can keep its shape even if it is left outside for a longer time.

How to Make Meringue Icing

You will need:

- 4 egg whites
- 2 cups caster sugar
- 1/2 cup cold water

Piping

You will need:

- Pastry Bag
- Coupler
- Decorating Tip

There are different types of tips. The following are some of the common tips available and the type of design that is created out of them:

On cakes:

- Drop Flower
- Star Nozzle
- Large Round
- Rose Nozzle

On cupcakes:

- Large Round
- Large Star
- Open Star
- Drop Flower
- Drop Flower
- Open Star

Chocolate Mud Pie Shake

You will need:

- 1 1/2 cup chocolate ice cream
- 1/2 cup crushed chocolate cookies with cream
- 1 cup fresh milk
- 2 tbsp. chocolate syrup
- 1 tsp. cocoa powder
- Whipped cream
- Chocolate bar for toppings, optional

1. Pour the chocolate sauce into the sides of a glass. Allow it to spread freely on its own.
2. In a blender, blend together the fresh milk, crushed chocolate cookies, and chocolate ice cream.
3. Pour the blended drink.
4. Top with whipped cream and sprinkle with cocoa powder.

Makes 1 glass





Bayani Biographies: Gregoria de Jesus

Author: Natasha Kintanar
 Language: English
 Target Readers: Ages 8+
 No. of Pages: 96
 ISBN: 978-971-625-397-9

Gregoria de Jesus is popularly known as the wife of Andres Bonifacio. She worked as a custodian to arms and documents of the Katipunan. But, who was she before she married Andres? What else happened during the 1896 Revolution? What did she do after the Revolution?

Gregoria de Jesus was more than the Lakanbini of the Katipunan who fought for her country. Oriang, as she was fondly called, fought for love all throughout her life. Learn more about this bayani who fought courageously and lived life whole-heartedly.

Foreword by Maria Paz Nakpil Santos-Viola

I am happy to write this brief word in the hopes that readers get to know Gregoria de Jesus, and let her life inspire them. As I read through the book, it helped me recollect the stories about Gregoria passed on to us by my mother, Caridad, her youngest daughter. This compressed biography of our history's favorite heroine, Gregoria de Jesus, is wonderfully written by Natasha Kintanar. Natasha, history and literature teacher, a co-founder of Tuklas Pilipinas, a group that focuses on spreading heritage literacy through alternative education, appropriately writes this story for all ages.

She chronicles in story-form the life and times, the people and places that formed Gregoria de Jesus to become the Lakanbini ng Katipunan, a respectful attribute yet a powerful tribute to a fragile-looking but steely individual. Because as you read this story, remember that it was nation-building at its infancy, the period of revolution in the 1890s which was tumultuous, dangerous, and as the story unravels, we find Gregoria as an actual participant.

This book had been a long time coming. Thank you, Natasha, for producing this book!

Natasha Kintanar

Author

Natasha Kintanar is a graduate of BA History from the University of the Philippines, Diliman. From the same university, she also graduated with a Master of Arts in Archaeology. She was a high school teacher for history and literature for 3 years and then moved on to working in both the civil society sector and the private sector. She co-founded an NGO with her colleagues, called Tuklas Pilipinas Society, which aims to spread heritage literacy in the Philippines through alternative education. Currently, she is pursuing her PhD in Archaeological Heritage at the Eberhard Karls University of Tübingen, Germany.


TABLE OF CONTENTS

Oriang's Early Days
Meeting Andres Bonifacio
The *Lakanbini* and the *Katipunan*
Life in the Revolution

The Death of Andres
A Peaceful Life
The Legacy of Gregoria de Jesus
Gregoria de Jesus, a *Bayani*

Bayani Biographies: Gregoria De Jesus (sample pages)

Oriang, a nickname she received that was common for women named "Gregoria," did well in school. She received a lovely, silver medal with a blue ribbon, given to students for their academic achievements, from the Governor-General and the parish priest.




The Life of Early Filipinos as a Colony of Spain

So, what does colonization mean? Simply put, the dictionary defines it as the "act or process of settling among and establishing control over the indigenous people of an area."

Although the expedition of Ferdinand Magellan landed on the island of Cebu in 1521, the official colonization of Manila, Philippines happened in 1571. After several failed attempts to win against the early inhabitants of Manila


Andres had to be careful with not being too obvious about talks of love and marriage. Parents at that time took special care of their daughters. Girls were also careful not to let many other people know that they already had suitors.

Apart from courting the woman they admired, men had to win the hearts of their beloved's parents. Andres was quick to tell Oriang's parents of his love for their daughter. For almost a year, he did his best to win her parents' hearts, but this still did not work well for him. It took some time for Oriang to learn that her father did not approve of Andres Bonifacio's courting. Oriang's father did not like Andres for Oriang.



When Oriang found out about her father's opinion of Andres, it made her a little sad since she was already beginning to like her suitor.

Oriang wrote a letter to the *gobernadorcillo* stating her predicament. She pleaded to be released from where she was being hidden and asked the *gobernadorcillo* to call Bonifacio, so that they could legally marry.




During these times, minors needed parental consent for a Catholic wedding. Since Oriang was only eighteen—considered a minor back then—and Andres was nearly thirty years old, she definitely needed her parents' permission before a wedding could even happen. It was also important to Oriang that her parents gave their blessing for her to marry Andres.

Oriang's Ten Advice to the Youth

The descendants of Oriang proudly speak of how they were raised to follow these ten pieces of advice. They mentioned that these were based on the *Kartilya* of the *Katipunan*.

1. Respect and love your parents because they are next to God on earth.
2. Remember always the sacred teachings of our heroes who sacrificed their lives for love of country.
3. Do not waste time so as not to serve as a bad example for others.





Bayani Biographies: Jose Rizal

Author: John Ray Ramos
 Language: English
 Target Readers: Ages 8+
 No. of Pages: 128
 ISBN: 978-971-625-396-2

Who was Jose Rizal? As a kid, what did he do aside from studying? How did he survive with little money in Europe? What did he do when he won the lottery?

Today, Jose Rizal seems to be everywhere. Yet, there is more to him than the monuments and the face etched on the one-peso coin.

Learn about the curious boy who grew up to become an inspiration to a nation.

Foreword by Gemma Cruz-Araneta

The Bayani Biographies project, the first of which is about Jose Rizal, will undoubtedly be a significant contribution to the collective effort of awakening the historical consciousness of young Filipinos. John Ray Ramos belongs to a generation of post-Martial Law historians who are purposefully reevaluating what they were taught in school. They are now making a collective effort to make Philippine history more relevant, if not riveting, for the Millennials, the teachers who have to deal with them and for the public in general.

The author is proudly a co-founder of PROYEKTO and an erstwhile commander of the SUCESOS chapter of the Knights of Rizal. Both projects are pedagogical methods designed to teach history by debunking biased, out-of-context interpretations that have distorted the lives and works of our heroes, like Jose Rizal. I have perceived John Ray's conscious effort to present our history as a denouement of events, a process that answers to what led Jose Rizal to conjure that vision of a nation, how he sacrificed his creature comforts for that ideal, and why he faced death to redeem his compatriots. I am looking forward to the second bayani biography by John Ray Ramos.

John Ray Ramos

Author

John Ray Ramos is a Philippine History instructor at the Far Eastern University Diliman and Institute of Formation and Religious Studies in Quezon City. He is a co-founder of PROYEKTO, a project-based movement for historical and heritage awareness. He served as the Chapter Commander of the Sucesos Chapter of the Order of the Knights of Rizal. Growing up in the town of Taytay, Rizal, he developed his passion in history. He finished his Bachelor's degree in history in the University of the Philippines Diliman and is now active in projects aimed in sharing history to teachers and the public.

TABLE OF CONTENTS

A Kid from Calamba
Trouble Begins
A Diligent Student
The Passionate Illustrador

Paradise in Prison
The Soul of the Revolution
The Legacy of Jose Rizal
Jose, A Bayani

Bayani Biographies: Jose Rizal (sample pages)

Jose's Name Explained

Jose's full name was Jose Protacio Rizal Mercado y Alonso Realonda. What did that long name mean?

Jose

For Catholic Filipinos, then it was a custom to name babies after saints. Jose got his name from San Jose or Saint Joseph, the adoptive father of Jesus Christ. Doña Teodora was a devotee of San Jose, so she chose that name for her second son.

The Nickname "Pepe"

Everyone named "Jose" almost always got the nickname "Pepe"! Jose Rizal also got his nickname from Saint Joseph. Saint Joseph's name was always presented with two letter P's and written as "San Jose P.P." The two P's stand for *Padre Putativo*, meaning "the recognized father" of Jesus Christ. In

Noli Me Tangere

The title "*Noli Me Tangere*" is Latin; translated in English, it is "Touch Me Not." The English title of the *Noli Me Tangere* is "The Social Cancer."

The contents of the book are likened to cancer because the stories touched on the problems in the Philippines that many feared and refused to talk about. The title also refers to a type of cancer that causes tremendous pain in the skin upon the slightest touch.



A Typical Schoolday in Biñan

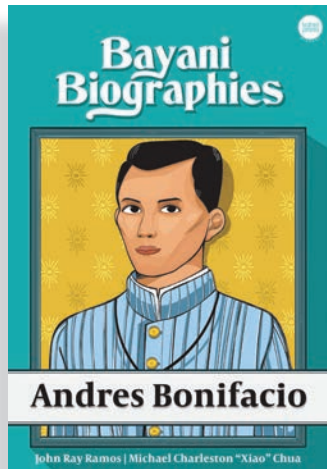
From his memoirs, Jose detailed his schedule when he studied in Biñan.

Jose woke up early and heard the 4:00 a.m. mass. If there was no mass, he would study his lessons instead. Later, he would go to the orchard to enjoy the fruits of the Mabolo tree. After breakfast, he would go to class. He left school at 10:00 a.m. to have lunch. Once he was done taking his lunch, he would study.

Jose returned to school at 2:00 p.m. and would leave school by 5:00 p.m. He would play for a short while with his cousins and friends. After playing, he would return home to study and practice drawing. For dinner, Jose would have two plates of rice and *ayungin* fish. After dinner and if the moon was bright, he played outside with his nieces and neighbors.

Jose used the surname "Rizal" in registering for school. He was the first to do so in the family in order to keep him safe from any problems in using the surname "Mercado" and being linked to Fr. Jose Burgos.





Bayani Biographies: Andres Bonifacio

Author: John Ray Ramos
Michael Charleston "Xiao" Chua
Language: English
Target Readers: Ages 8+
No. of Pages: 112
ISBN: 978-971-625-422-8

Andres is honored as an important hero by Filipinos. He was one of the main organizers of the Katipunan, the organization that sought to unite Filipinos to free themselves from centuries of harsh colonial rule. Ultimately, Andres led the start of the Philippine Revolution.

Who was Andres? Who was he as an elder brother? What did he do for work? What were his hobbies? How did he lead the Katipunan? And, what were his hopes for the Filipino?

Learn about the entrepreneur, bookworm, and activist who showed how hope could start a revolution.

Foreword by Jim Richardson

Andres Bonifacio is honored as one of the nation's greatest heroes. He was the foremost founder and leader of the Katipunan, the secret society that in 1896 launched the revolution against Spanish rule in the Philippines. Many well-known Filipinos, including Jose Rizal, also wanted independence from Spain, but believed it should be gained by peaceful means, and wished first to work for reforms – changes that would make Spanish rule less harsh and unjust, would improve the education system, and would bring economic progress. They said it was too soon to launch the revolution because the people were not yet ready.

They also warned that the revolution was doomed to fail, because the Katipunan did not have many guns. The vast majority of the Katipunan's fighters could carry only bolos and knives into battle, whilst the Spanish forces had modern rifles. Even some Katipunan leaders, including Emilio Aguinaldo, initially wanted to delay the revolution for this reason. But in August 1896, when the Spaniards discovered the Katipunan, delay ceased to be an option. The choices facing the Katipuneros were limited, and hard. To abandon the cause of freedom?

To stay at home, waiting to be arrested or worse? To hide in the hills, perhaps for years? Most agreed it would be better to fight, even though they were ill-prepared and ill-equipped. They foresaw the battles ahead would be tough, and that many of them would be killed. But their dying breath, wrote Bonifacio, would "be the breath that gives life to our nation.... Our side is in the right. Ours are noble deeds... The Spaniards are fighting for the wrong... [because they are] oppressing a nation that is not theirs."

Today, few would disagree. At that time, however, Bonifacio's sentiments were radical and trailblazing. They heralded an era of militant nationalism not just in the Philippines but across the region. In other Southeast Asian countries, as in the Spanish Philippines, resistance to foreign domination dated back centuries, but nowhere else in the 1890s was there any organization like the Katipunan. "Modern" nationalist organizations were not founded in French Indo-China, the Netherlands East Indies or British Malaya until the twentieth century.

The Katipunan's ideals were liberty ("kalayaan"), equality ("lahat ng tao'y magkakapantay"), and fraternity ("lahat ay magkakapatid"). Its leaders hoped the nation to be born would be guided by reason ("katuiran") and enlightenment ("kaliwanagan"). The Katipunan was also "modern" in other ways. It wanted to involve all Filipinos in the struggle for freedom—the poor as well as the rich, the unschooled as well as the learned, women as well as men. It was the first political organization in the country to appeal in Tagalog to the masses of ordinary people who did not know Spanish. Its leaders were elected by its members and activists, and when the revolution started even its military commanders were elected by their troops. The Katipunan pioneered democratic principles and practices, in other words, long before the nation itself was to become a democracy. Telling the remarkable story of Bonifacio and the Katipunan is a difficult, challenging task for historians. On countless details, the sources are few and conflicting, and leave so many secrets untold.

In the past few years, however, documents have come to light that fill some of the gaps in our knowledge and correct some of our past misunderstandings. This excellent book by John Ray Ramos and Michael Charleston "Xiao" Chua is one of the first to take account of the latest discoveries about Bonifacio and the Katipunan. Though aimed mainly at younger readers, it therefore deserves to be read too by college students, who will find that it augments and updates earlier works.

The authors are also to be commended for recounting Bonifacio's life against the background of his times, for setting his heroic patriotism in its economic, social and political context. For some, the rapid changes seen in the late nineteenth century Philippines brought a new prosperity. But in the hearts of Bonifacio and his fellow Katipuneros they aroused a burning sense of justice, and a fierce desire to be free.

John Ray Ramos

Author

John Ray Ramos is a part-time instructor at the Ateneo de Manila University History Department and at the Institute of Formation and Religious Studies. He finished his bachelor's degree in History and is taking his Master's degree in Public Administration at the University of the Philippines. He is pursuing a multidisciplinary career in the field of public history, heritage conservation and cultural policy. He co-founded PROYEKTO, a projectbased movement aimed at promoting history and heritage awareness and education. He served as the Chapter Commander of the Sucesos Chapter of the Order of the Knights of Rizal. He is the author of "Bayani Biographies: Jose Rizal" also published by Kahel Press.

Michael Charleston "Xiao" Chua

Author


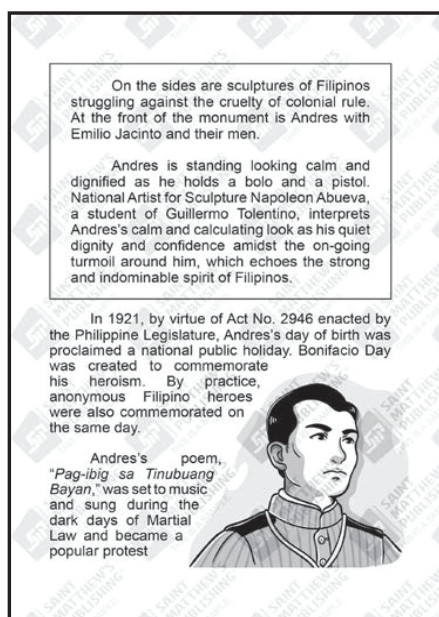
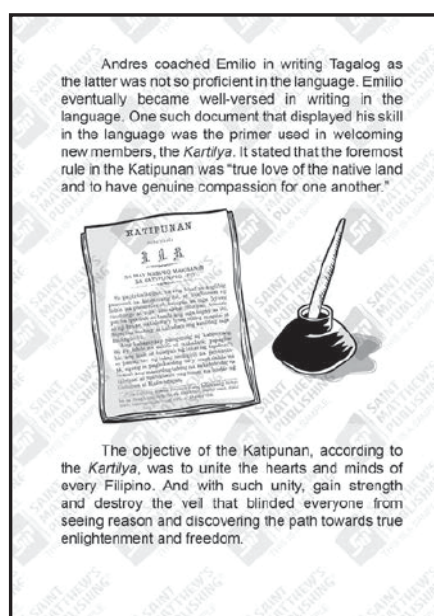

Michael Charleston "Xiao" Chua is an assistant professorial lecturer at the De La Salle University History Department and a senior lecturer at the UP Department of Broadcast Communication. He finished his Bachelor's and Master's degree in History and is a Ph.D. Anthropology candidate at the University of the Philippines. He served as Vice President and currently Public Relations Officer of the Philippine Historical Association. He is the co-author of "Bonifacio: Ang Unang Pangulo" and was historical consultant of the television shows "History with Lourd," "Katipunan" and "Ilustrado." He created the "Xiao Time" television segment for the government television channel episodes of which are still accessible online. He currently writes a Saturday English column at the Manila Times and a Filipino Sunday column in Abante. He is the most active historian in the Philippine media.

TABLE OF CONTENTS

The Boy from Manila
The Young Professional
Alias "MAYPAGASA"
Life Inside the Katipunan
Leading the Katipunan

The Revolution Begins
Conflict in Cavite
Calvary and Death
The Legacy of Andres Bonifacio
Andres Bonifacio,, a *Bayani*

Bayani Biographies: Andres Bonifacio (sample pages)





Bayani Biographies: Teresa Magbanua

Author:	Natasha Kintanar
Language:	English
Target Readers:	Ages 8+
No. of Pages:	96
ISBN:	978-971-625-486-0

Teresa Magbanua was a formidable woman who fought in the revolutionary efforts against the last years of Spanish occupation in the Philippines. She reached the transition toward the Philippine-American war of 1899. Who was this fierce woman? What did she do before she joined the revolution? How was she perceived by her family and peers?

Teresa was also called fondly as Nay Isa as she also possessed the powerful traits of a loving mother. She not only loved her own family dearly but she was also a mother figure to the troops she fought alongside with. Learn more about this bayani who fought bravely for Philippine independence and for her love for family.

Foreword by Demy Sonza

This book on Teresa Magbanua by Natasha Kintanar is much welcomed and I was privileged to be invited to write the Foreword.

The earliest published work about Teresa Magbanua was an article by Dr. Gregorio F. Zaide titled "The Visayan Joan of Arc," that appeared in the Philippines Free Press on November 26, 1938. Twenty-four years later, in 1962, my book Visayan Fighters for Freedom came out. The book included a chapter on Teresa Magbanua. Both Dr. Zaide and I classified Magbanua as a Visayan heroine.

While it is true that "Nay Isa," as the heroine was fondly called, was a Visayan by birth, she does not only belong to the Visayas or the Visayan people. As a heroine, she belongs to the whole nation—the Philippines—for whose cause she fought so bravely and well.

I am pleased to note that Ms. Kintanar wrote the story of Nay Isa in the context of the national struggle for freedom and independence. She narrated and explained how the revolution against Spain spread from Luzon to Iloilo and the Visayas; and that the Visayan revolucionarios pledged allegiance and loyalty to the central Revolutionary Government in Luzon headed by General Emilio Aguinaldo.

The book mentions another lady patriot from Iloilo, Patrocinio Gamboa, who made a Philippine flag patterned after the flag that was hoisted in Kawit, Cavite, on June 12, 1898, when General Emilio Aguinaldo proclaimed Philippine Independence. The flag made by Patrocinio Gamboa was raised in Sta. Barbara, Iloilo, on November 17, 1898, during the inauguration of the Revolutionary Government of the Visayas. The soldiers of the Revolution in Iloilo under the over-all command of General Martin Delgado and the men of Teresa Magbanua fought under the same flag that the Katipuneros of General Aguinaldo carried into battle. Like her other Visayan compatriots, Nay Isa fought for Mother Philippines.

As a woman, Nay Isa could have stayed away from the fight, for women were not expected to take up arms to advance or defend her country's cause. Besides, she already had two younger brothers in the Ejercito Libertador (Liberating Army), as the revolutionary forces in Iloilo were called. Her brother Pascual was a general, and another, Elias, was a captain. But Nay Isa was so fired by a strong sense of patriotism that although she was not commissioned an officer, she commanded a band of men in combats.

Teresa Magbanua's brilliant feats in battle and her qualities as a heroine are well described in the book. I heartily congratulate Natasha Kintanar for her work and the St. Matthew's Publishing for putting it out. It is my hope that the public, especially the young readers, will welcome it.

To me, this book is a gem.

Natasha Kintanar

Author

Natasha Kintanar is from Manila, Philippines. She studied BA History and MA Archaeology at the University of the Philippines, Diliman. She now teaches in the same university as a Senior Lecturer for Arkiyoloji 1 and Kasaysayan 1. For the past 10 years, she has been working with DAKILA, a human rights organization, and Tuklas Pilipinas, a non-profit working toward a heritage conscious and culturally sensitive Philippines. During her free time, you can find her training for her next triathlon.



Natasha is also the author of "Bayani Biographies: Gregoria de Jesus." Her second book, "Bayani Biographies: Teresa Magbanua" received a publication grant from the National Book Development Board in 2022.

TABLE OF CONTENTS

Teresa's Family and Education
Teresa as a Teacher and Wife
The Philippine Revolution Continued in Iloilo
The Battles that Teresa Fought

Teresa's Commitment to the Cause
The Legacy of Teresa Magbanua
Teresa Magbanua, a Bayani

Bayani Biographies: Teresa Magbanua (sample pages)





Discover Baybayin

Author: Leo Emmanuel Castro
Language: English
Target Readers: Ages 8+
No. of Pages: 96
ISBN: 978-971-625-451-8

Do you want to learn how to write using baybayin? It is easy to learn this writing system!

Let this book guide you on how to learn easily how to write and read in baybayin, the ancient writings of the Tagalogs. This book contains the rules and exercises to help you become proficient in using baybayin. This book also gives you a short history of writing in other parts of the world and how it influenced the writing systems used here in the Philippines. Aside from that, it also discusses indigenous writing as it relates to language and culture.

This book is dedicated to all who want to learn how to write and read using baybayin. Let's learn and discover baybayin!

Praises for the Book

"Long neglected by government and most universities, Baybayin is alive because of people like Leo Castro. He's been a one-man Baybayin cottage industry, teaching it, demonstrating it, making crafts with it, and producing this practical, user-friendly book. When it first came out, I bought several dozen copies to give to friends and whomever I met who showed an interest in our native writing system. It's a gift he has bestowed on current and future generations, and one shining reason he can be called a "good ancestor.""

- Howie Severino, broadcast journalist and Baybayin teacher

Leo Emmanuel Castro

Author

Leo Emmanuel S. Castro, or Kuya Leo, is the Executive Director of Sanghabi. He is the lead facilitator of workshops conducted by the group. Besides teaching baybayin and Surat Hanunuo, Kuya Leo is also the lead facilitator in conducting Pintig workshops about the indigenous instruments of the Philippines. When not conducting workshops, Kuya Leo can be found in different venues promoting #SulatUkitBurdaNgSanghabi and making bamboo instruments in San Juan.

TABLE OF CONTENTS

Introduction

Baybayin or Alibata?

A Short History of Writing in the World

The Earliest Writing Systems in Some Parts of the World

The Spread of Writing in Asia

Artifacts with Writing Before the Arrival of the Spaniards

Baybayin, the Writing System of the Early Tagalog

Let's Study Baybayin

First Rule: The Letters of Baybayin

Vowels

Consonants

Second Rule: Diacritics

Third Rule: Spelling Using Baybayin

Proposed Equivalents of Letters/Sounds

Not Present in the Tagalog Language

Fourth Rule: Punctuation

Summary of the Four (4) Rules in Learning Baybayin

Writing, Language, and Culture

Let Us Learn Our Own

Surat Hanunuo

The Art of Baybayin

Materials for Beginners

Materials for Advanced Projects




Baybayin Art Projects

Appendix: Answer Key for the Writing Exercises

Bibliography

Acknowledgment

Discover Baybayin (sample pages)





Baybayin, Ating Tuklasin!

Author: Leo Emmanuel Castro
 Language: Filipino
 Target Readers: Ages 8+
 No. of Pages: 96
 ISBN: 978-971-625-424-2

Gusto mo bang matuto magsulat gamit ang baybayin? Madali lang matutuhan ang sulat na ito!

Hayaan mong gabayan ka ng aklat na ito sa kung paano madaling matututuhang magsulat at magbasa ng baybayin, ang sinaunang sulat ng mga Tagalog. May nilalaman itong mga gabay at mga pagsasanay upang mahasa ka dito.

Mababasa rin sa librong ito ang isang maikling kasaysayan ng sulat mula sa iba't ibang bahagi ng mundo at ang kaugnayan ng mga ito sa mga sulat sa Pilipinas. Bukod pa diyan, tinatalakay din ang kahalagahan ng katutubong sulat sa wika at kalinangan.

Ang aklat na ito ay para sa lahat ng nais matuto magsulat at magbasa ng baybayin! Halina't ating tuklasin ang baybayin!

Leo Emmanuel Castro

Author

Si Leo Emmanuel S. Castro, o Kuya Leo, ay ang Executive Director ng Sanghabi. Siya ang pangunahing tagapagpadaloy ng mga pandayan ng grupo. Bukod sa pagtuturo ng baybayin at Sulat Hanunuo, si Kuya Leo rin ang pangunahing nagpapadaloy ng Pintigan na patungkol naman sa mga katutubong instrumento ng Pilipinas. Kung siya ay di nagpapandayan, si Kuya Leo ay mahahanap sa kung saan saan, naglalako ng mga #SulatUkitBurdaNgSanghabi at gumagawa ng mga kawayang instrumento sa San Juan.



Plant with Me: A Beginner's Guide to Gardening

Author:	Vishnu Maluya
Language:	English
Target Readers:	Ages 8+
No. of Pages:	144
ISBN:	978-971-625-487-7

Don't know how to start gardening? Begin your journey with Gita and Jared! Learn the how's and the why's of gardening from Vishnu Maluya's "Plant with Me: A Beginner's Guide to Gardening."

Learn about gardening inside and out. Let this guide book help you to:

- Know the benefits of gardening.
- Explore the different kinds of gardens to know the right kind of garden for you.
- Buy the right tools for your gardening needs.
- Give the right amount of water, sunlight, and soil to a specific plant.
- Learn about over 40 different plants such as sampaguita, papaya, and cucumber.
- Create a sustainable garden for your family and you.

Planting is for anyone who is up for an adventure. Just as how young Gita learned to create her very own garden, you can create yours, too!

Vishnu Maluya

Author

Vishnu Maluya is a kindergarten teacher in Gopala Learning Haven at Navadwip Farm, Cavite Philippines. She conducts workshops on plant-based diet recipes, gardening, and music. Being homeschooled from kindergarten to high school gave Vishnu more time to pursue her dreams. She is often found either watering her plants, or in a mess of papers and pens painting or writing. She and her family live in General Trias, Cavite. They have been practicing a plant-based lifestyle since birth.

TABLE OF CONTENTS

Introduction

Chapter 1: Happy Plants, Healthy Life

The Benefits of Gardening

Chapter 2: What's That on the Tree?

The Parts of a Plant and Different Types of Plants

Parts of a Plant

Types of Plants

Leafy Vegetables

Legumes

Bulbs

Roots and Tubers

Flowering Vegetables

Fruiting Plants

Herbs

Flowering Plants

How Plants Use Sunlight to Process Food

Chapter 3: Garden Adventure!

Exploring Different Gardens

Types of Gardens

According to Season

According to Place

According to Use

Chapter 4: Sapling and Prime Tool Sets

Essential Gardening Tools

Sapling Set (Baby plant)

Prime Set (Mature plant)

Chapter 5: Time to Get Muddy!

Planting from Seed to Fruit

Knowing the Right Soil for Plants

Preparing the Garden Soil

Maintaining the Soil

Having Enough Sunlight for Plants

Having Enough Water for Plants

Planting a Seed

Preparing Plots for Planting

Planting with a Seedling

Maintaining Your Garden

Living in Harmony with Garden Creatures

Preparing an Outdoor Garden

for Storms and Summer Heat

Choosing Between a Pot or a Plot

Preparing a Vertical Garden

Be Ready to Experiment

Chapter 6: A Garden Bed of Lessons

Activities and Recipes

Science

Be a Scientist! Observe Plant Growth

Different Homes for a Seed

Homemade Insect Repellent

Make Homemade Compost

Art

Plastic Bottle Wind Chime

Monthly Veggie-meter

Upcycling Household Items

for the Garden

Upcycling Things from the Garage

for the Garden

Nutrition

Green Garden Salad

with Sour Cream Dressing



Pesto Pasta Salad

Veggie Pakbet

Santan Pakoras

Lemongrass Tea

Plant with Me: A Beginner's Guide to Gardening (sample pages)





Fish Be with You

Author:	Fiel John Meria
Language:	English
Target Readers:	Ages 8+
No. of Pages:	112
ISBN:	978-971-625-399-3

Keeping aquarium fish can be one of the most colorful, fulfilling and rewarding experiences you could ever have. When you know what to do, the aquarium hobby becomes simple and will have the awesome benefit of having the ocean at home!

Learn all the basics of keeping aquarium fish, including:

- Finding the right aquarium for you, the equipment you'll need and how to set them up
- Picking the right fish among 30 unique species of freshwater and saltwater fish with individual pictures and descriptions
- Decorating your aquarium with plants, rocks, wood and others

Many people, including the author of this book, started keeping aquarium fish as a kid and now you can, too!

Fiel John Meria

Author

Fiel John Meria is a man who is happily married to Julz. As of this book's writing, he is about to be a dad in just a few months.

He started to keep aquaria at about the age of 9 and has never quite stopped. He also kept and bred other animals including hedgehogs and rabbits.

He is the Director of PROJECT POND (Project People Overcoming Neurodevelopmental Difficulties) where he life coaches and travels with people who have Attention-Deficit Hyperactivity Disorder, Autism Spectrum Disorder and Specific Learning Disabilities. He and his wife are both diagnosed with ADHD and dedicates themselves to sharing the love of Jesus to families who have children and members with special needs.

TABLE OF CONTENTS

So, Why an Aquarium?

A Word on Conservation

PART 1 - 7 STEPS TO BECOMING A GOOD AQUARIST

- Step #1 - Choose the Right Size of Aquarium and Number of Fish
- Step #2 - Learn Basic Materials and Equipment Used for Aquaria
- Step #3 - Set Up a Fish Tank and an Adequate Filtration System
- Step #4 - Pick Healthy Fish and Acclimate Them Properly
- Step #5 - Feed and Maintain Your Fish Properly
- Step #6 - Treat Sick Fish
- Step #7 - Aquascape: Decorate Your Tank!



PART 2 - FISH GALLERY

- How to use the fish gallery
- Beginner Fish
Siamese Fighting Fish & Dwarf Gourami • Guppies, & Swordtails • Neon & Cardinal Tetras • Corydoras • Zero Doras
- Intermediate Fish
Goldfish 0 Oranda Ryukin, & Ranchu • Medium Cichlids - Green Terror, Convict & Blood-red Jewel • Medium Bottom Dwellers - Plecostomus & Clown Loach • Medium Gourami - Pearl & Kissing Gourami • Round Cichlids - Freshwater Angelfish & Discus • Black Ghost Knife Fish
- Expert Fish
Arowanas • Giant Gourami • Large Cichlids - The Oscar & The Flowerhorn Saltwater Fish - Differences of having a saltwater aquarium • Common Clownfish • Blue Tang • Pajama Cardinalfish • Coral Beauty Angelfish • Peacock Lionfish

PART 3 - FREQUENTLY ASKED QUESTIONS (FAQs)

Bibliography

Fish Be With You (sample pages)





Awtor Ako!

Author: Eugene Y. Evasco
 Language: Filipino
 Target Readers: Ages 8+
 No. of Pages: 176
 ISBN: 978-971-625-423-5

Gusto mo bang makasulat ng mga tula, maikling kuwento, at sanaysay? May nais ka bang ibahagi sa pamamagitan ng pagsusulat? Gusto mo bang magkaroon ng sariling aklat at matawag na isang awtor?

Gagabayan kang parang kaibigan ng aklat na ito. Matutunghayan sa loob ang mga nakaaaliw na pagsasanay, mga payo, at mga mungkahing gawain upang maalagaan at mapaunlad ang iyong pagkamalikhain. Makikilala mo ang halaga ng pagbabasa at mga tungkulin sa daigdig ng pagsusulat.

Kaya mong maging isang mahusay na manunulat na may tiwala sa wika at panitikang Filipino.

Eugene Y. Evasco

Author

Mahigit 20 taon nang nagtuturo ng malikhaing pagsulat at panitikan si Eugene Y. Evasco sa Unibersidad ng Pilipinas Diliman. Kasalukuyan siyang Full Professor sa Kolehiyo ng Arte at Literatura at Fellow ng Likhaan: Institute of Creative Writing.

Mayroon siyang mahigit 80 nalathalang aklat pambata, aklat ng mga tula, sanaysay, pananaliksik, pagsasalin, at antolohiya. Naging editor siya ng mga pampanitikang journal tulad ng Lagda, Likhaan, at Daluyan. Nailathala ang kaniyang mga malikhaing akda sa Diliman Review, Humanities Diliman, Review of Women's Studies, Tomas, at Philippine Humanities Review.

Nagwagi siya ng mga pangunahing parangal pampanitikan sa Pilipinas: Makata ng Taon 2000 ng Komisyon sa Wikang Filipino; dalawang Grand Prize sa PBBY-Salanga Writer's Prize; Pilar Perez Medallion for Young Adult Literature; National Book Award; National Children's Book Award; National Commission for Culture and the Arts Writers Prize para sa sanaysay; dalawang Catholic Mass Media Award; at Romeo Forbes Story Writing Competition. Noong 2009, nailuklok siya sa Hall of Fame ng Don Carlos Palanca Memorial Awards for Literature sa pagwawagi ng limang Unang Gantimpala.

Naging exchange professor siya noong 2009 sa University of Nice- Sophia Antipolis sa bisa ng Erasmus Mundus at naging Research Fellow naman sa International Youth Library noong 2016 sa Munich, Germany. Kasalukuyan siyang kolumnista sa Liwayway, ang pinakamatandang magasing pampanitikan sa Pilipinas.bench.

TALAN NG MGA NILALAMAN

Malikhaing Pagsulat

Bakit Sumusulat?
Mga Uri ng Pagsusulat
Kaibigan Mo ang Pagsusulat
Ang mga Kaibigan ng Manunulat
Paano Pauunlarin ang Pagkamalikhain
Kaya Mong Maging Manunulat!

Tula

Sukat at Tugma: Ang Disiplina sa Pagtula
Ang Sukat • Salawikain • Dalit • Ang Tugma
• Isang Gabay sa Pagtutugma • Tanaga •
Ambahan
May Musika ang mga Salita
Asonansiya at Aliterasyon • Onomatopeya
Talinghaga
Pagwawangki o Simile • Metapora •
Personipikasyon • Hyperbole o
Pagmamalabis • Bugtong
Imahen o Larawan
Haiku • Ekphrasis • Persona
Malayang Taludturan
Tulang Kongkreto • Tulang Listahan
Pagpapahusay ng Iyong Tula

Maikling Kuwento

Mga Uri ng Katutubong Kuwento
Ang Napakaikling Kuwento
Banghay
Tauhan at Karakterisasyon
Ang Character Chart
Diyalogo
Mga Tungkulin ng Diyalo

Tagpo
Tunggalian
Mga Halimbawa ng Tunggalian
Punto de Bista o Panauhan
Pagpapahusay ng Iyong Kuwento
Rebyu
Lakbay-Sanaysay
Talumpati

Mga Hakbang sa Paghahanda
para sa Talumpati
Pagpapahusay ng Iyong Sanaysay

Rebisyon at Paglalathala

Halaga ng Rebisyon
Dalawang Proseso ng Rebisyon
Mga Gabay sa Rebisyon
Mga Paalala sa Manunulat
Halaga ng Pagbabasa
Ano ang mga Binabasa?
Mga Pakinabang sa Binabasa
Makabuluhang Pagbabasa ng mga Manunulat
Mga Dapat Basahin ng Manunulat
Ang Daigdig ng Paglalathala
Mga Huling Habilin para sa
Nagsisimulang Manunulat
Apendise A : Kasaysayan at Pag-unlad
ng Malikhaing Pagsulat sa Pilipinas
Apendise B: Mga Maikling Pagsasanay
sa Malikhaing Pagsulat
Bibliograpiya
Pagpapahalaga

Awtor Ako! (sample pages)

